Huvitz Imaging System HIS-5000

From diagnosis and patient data management to presentation and image processing : the complete kit of user-friendly image management system

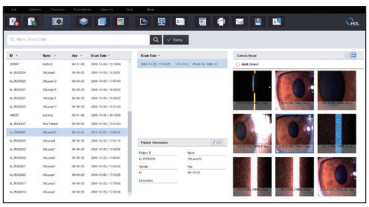

Patient Information Management

MS Access Database system allows you to search symptoms, diagnosed information, and related contents.
You can also easily manage data and history of patients.

Intuitive User Interface

Intuitive tree-structured user interface allows easy access to update of patient information without any complicated clicking.



Digital Camera (USB 3.0)

USB 3.0 interface ensures maximum compatibility for any computer environment and used wide 1-inch image sensor to get brighter images.

•Beam Splitter -
100:0 / 30:70 (Variable type)

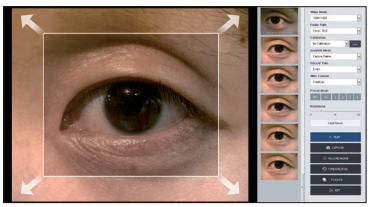

FOV (Field of View)

It provides extended view thanks to wide-angle lens.

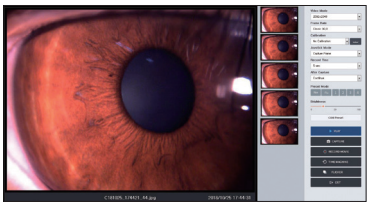

Quick Image & Video Saving

High performance Global shutter CMOS camera provides quick image capture of diagnosed images and videos in real time with a simple clink on joystick button.

Powerful Image Processing

With Live Tool graphic library, all the images such as JPG, TIFF, RAW and other formats can be adjusted for brightness, contrast, color channel, saturation, inversion, sharpness, red-free, etc.

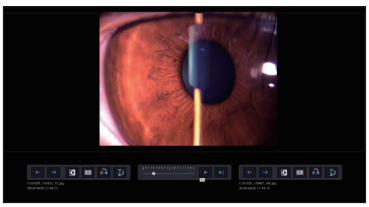

Image Manipulation for the Best Diagnosis

Compare
The selected images can be magnified, reduced and rotated with various graphic effects for accurate comparison and diagnosis.

Overlay
Correlative animation of images captured in different time frames allows you to identify metastasis of symptoms.

Slide Show
All selected images can be shown in a slide show, which can be used for presentations.

Reference
Images of same symptoms can be registered or searched for further reference.

Report Generation
Automatic patient report export function in MS Word format.

Print
Easy single-click printing of current images.

Time Machine
It shows 30 frames (images) of 2 seconds from the moment click joystick.
Therefore, it provides wider choices for users to choose.

Flicker
As it shows 30 frames (images) with different brightness of 2 seconds from the moment click joystick, users can choose images that suit their taste.

DICOM
HIS supports DICOM connection.